

# Ysgol Penrhyn New Broughton C. P.



Annual Report to Parents  
2015 - 2016

The role of the Governing Body is to act as a representative of the community. The Governors are able to put the interests of the children ahead of all other potential considerations. The Governing Body supports the school out in the community, making the most of its successes and its good name and keeping parents and others informed of developments.

The governing body supports the school through any problems emerging either from inside or outside, giving what they can to prevent a situation from developing to a point where it might adversely affect the school life of the children.

The governing body has a wide range of legal responsibilities:

- Appoint staff
- Make sure the National Curriculum is being delivered effectively
- Make sure all statutory policies are up to date
- Make sure the school makes the best use of the resources available

The role of the governing body is not an easy one. It is impossible to please everyone all the time and that means that well established relationships between the governing body and the school community is very important. It is vital that the Governing Body challenges the school to perform at its best, while also supporting the school to achieve its aims and objectives.

The governing body cannot carry out its work adequately without getting to know the school as well as it can.

## LIST OF GOVERNORS

Name	Type Of Governor
Mr. K. Lea (Chair)	Co-opted
Mrs. K. Hayes	Co-opted
Mr. N. Evans	Co-Opted
Mrs. S. Hughes	Co-Opted
Cllr. A Edwards	Minor Auth. LEA
Mr. F. Prince	Community Council
Mr. M. Matthias	Headteacher
Mrs. B. Davies	Teacher
Mr. T. Owen	Teacher
Mr. J. Griffiths	Staff
Mr. J. Stillings	Parent (Vice Chair)
Mrs. C. Sharp	Parent
Mrs A. Fuller	Parent
Mrs. R. Davies	Parent

<u>Clerk to Governors:</u>	Mrs. C. Williams
<u>Chair of</u>	Mr. K. Lea

## CHANGES TO THE SCHOOL PROSPECTUS

The prospectus has been amended to include the latest changes to the statutory content.

- Arrangements for the admission and access for disabled pupils
- Details of the schools Equal Opportunities Policy
- Arrangements for the security of pupils and staff at the school and school premises
- Class organisation 2016-2017.
- Dates for the forthcoming year
- Summary of absences 2015-2016
- School performance 2016
- School targets

## SESSION TIMES

Nursery 9.00 a.m to 11.30 a.m.

### Foundation Phase

Mornings: 9.00 a.m. to 11-45a.m.  
Afternoon: 12.40 p.m. to 3-00 p.m.

### Key Stage 2

Morning: 9.00 a.m. to 12-05pm  
Afternoon 12.55pm. to 3-15 pm.

## TO IMPLEMENT AND REVIEW SCHOOL STRATEGIES

The strategies are all in line regarding The National Curriculum and Foundation Phase of Learning. During the next school year, we propose to take on board several initiatives in partnership with the Local Authority, these will include a strategy for more able learners, positive behaviour management and the Digital Competency Framework.

## THE REVIEW OF SCHOOL POLICIES

School policies have been reviewed by subject co-ordinators and approved by the governors, as required. All statutory policies are in place.

There were no resolutions passed at the last annual meeting.

## CHILD PROTECTION

The Department of Education and Welsh Government guidance makes it clear that schools have an important role to play in the protection of children against any form of abuse. School staff therefore have a duty to refer concerns about the well being of pupils to Social Services and the school Medical Officer for further advice. Parent helpers are also verified by the LA through DBS checks

## LINKS WITH THE COMMUNITY

The school welcomes opportunities to involve members of the wider community in its activities. Examples include links with nursing homes, Brymbo Lodge Community Football Club, Broughton Community Council and the Broughton Strategy Group. Staff have links with the Health Service and the Police.

## MONEY MATTERS

A current statement issued by the LEA for the current financial year is appended to this report, as well as the Auditors Summary of School Fund. Please note that the financial year overlaps two school years, and that no travelling or subsistence expenses were paid to any of the Governing Body during this period.

## SPORT

Sport is an important element in the life of the school. The children have participated in the Football Rugby, Swimming, Athletics and Tennis inter school competitions. The school reached the final of the William Aston Cup football competition, open to all primary schools in Wrexham.

## SPECIAL EDUCATIONAL NEEDS

The school has a detailed Special Needs Policy. The policy pays due regard to the Code of Practice enshrined in the 1993 Education Act. It aims to meet the needs of all pupils with special needs in a whole school approach in a working partnership with parents and close liaison with outside agencies.

The Governor with specific responsibility for Special Educational needs is Mrs. A. Fuller.

## DISABLED PUPILS

All application for admission, issues of access and treatment are considered on an individual case-by-case basis. The process is informed through consultation with the LEA and other advisors. Governors need to be assured that admission is in the best interest of the child taking into account the physical constraint of the school building and the available staff expertise.

## TARGETS SETTING.

A vital element in achieving and maintaining academic standards is the process of target setting. The table appended shows the targets set for 2016 – 2017. Each represents the percentage of children expected to attain at least Outcome 5 or Outcome 6 at Foundation Phase, and at least Level 4 or 5 in The National Curriculum Teacher Assessments at Key Stage Two (figures in blue show the number of pupils, figures in black show percentages). Targets are set for individual children and are deliberately challenging since expectations are high.

## FOUNDATION PHASE AND KEY STAGE 2 TEACHER ASSESSMENT.

Foundation Phase:

	Boys		Girls		Total (Target)		FSM		Non FSM	
Number in cohort	13		16		29		6		23	
	O5+	O6+	O5+	O6+	O5+	O6+	O5+	O6+	O5+	O6+
Language Literacy & Communication	12 92.3%	4 31%	15 93.8%	11 68.8%	27 93.1%	15 51.7%	5 83.3%	3 50%	22 95.6%	11 47.8%
Mathematical Development	12 92.3%	4 31%	15 93.8%	11 68.8%	27 93.1%	15 51.7%	5 83%	3 50%	22 95.6%	11 47.8%
Personal & Social Development	12 92.3%	8 61.5%	16 100%	11 68.8%	28 96.6%	19 65.5%	6 100%	3 50%	23 100	16 69.5%
FPI	12 92.3%	4 31%	15 93.8%	11 68.8%	27 93.1%	15 51.7%	5 83.3%	3 50%	22 95.6%	11 47.8%

(LLC = Language, Literacy and Communication, MD = Mathematical Development, P&SD = Personal and Social Development)

FPI is Foundation Phase Indicator which includes those pupils who achieved Outcome 5 or above in all core subjects.

The expected Outcome for pupils at the end of Year 2 is Outcome 5.

At Key Stage 2 the core subjects are:

English, Mathematics, Science.

CSI is Core Subject Indicator which includes those pupils who achieved Level 4 or above in all core subjects.

The expected Level for pupils at the end of Year 6 is Level 4.

Key Stage Two:

	Boys		Girls		Total (Target)		FSM		Non FSM	
Number in cohort	12		14		26		8		18	
	L4+	L5+	L4+	L5+	L4+	L5+	L4+	L5+	L4+	L5+
English	10 83.3%	8 66%	14 100%	9 57%	24 92.3%	17 65.4%	7 87.5%	1 12.5%	17 94.4%	16 88.9%
Maths	11 91.6%	9 77%	14 100%	10 60%	25 96.1%	19 73.1%	8 100%	2 25%	17 94.4%	17 94.4%
Science	11 91.6%	9 77%	14 100%	10 67%	25 96.1%	19 73.1%	8 100%	3 37.5%	17 94.4%	16 88.9%
CSI	10 83.3%	8 66%	14 100%	9 57%	24 92.3%	17 65%	7 87.5%	1 12.5%	17 94.4%	16 88.9%

2016 End of Foundation Phase Assessment Data analysis.

Headline Data

27	Target O 5+ 2014	Actual O 5+ 2014	Target O 6 2014	Actual O 6 2014	Target O 5+ 2015	Actual O 5+ 2015	Target O 6 2015	Actual O 6 2015	Target O 5+ 2016	Actual O 5+ 2016	Target O 6 2016	Actual O 6 2016
<b>English \ LL&amp;C</b>	85	89	26	22	93	96.5	30	27.5	88	93	38	41
<b>Maths \ MD</b>	85	81	26	22	90	89.6	30	31	88	93	46	41
<b>P &amp; S D</b>	96	96	44	37	96	100	30	44.8	100	100	61	41
<b>FPI</b>	85	81	22	15	90	89.6	30	24	88	93	38	26

2016 End of Key Stage 2 Assessment Data analysis.

Headline Data

26 Pupils	Target L4+ 2014	Actual L 4+ 2014	Target L5 2014	Actual L 5 2014	Target L4+ 2015	Actual L 4+ 2015	Target L5 2015	Actual L 5 2015	Target L4+ 2016	Actual L 4+ 2016	Target L5 2016	Actual L 5 2016
English	86	87	38	39	96	96	48	53.8	86	93	57	59
Oracy		84		35		100		57.7		93		56
Reading		90		39		96		57.7		93		56
Writing		84		29		96		53.8		85		59
Maths	90	90	41	42	96	96	44	50	89	93	57	56
Science	90	90	38	39	96	100	52	57.7	89	100	57	59
SCI	86	84	38	32	96	92	44	50	85	93	57	52

## ATTENDANCE

Attendance at Ysgol Penrhyn is very good, as these figures for the year show. The school target was 95%. The target for 1016-17 is 96%

Authorised Absence %	Unauthorised Absence %	Total Attendance %
4.3	0.4	95.2

Unauthorised absence does not necessarily mean truancy. It includes children who have been taken out of school for more than the 10 days holiday allowed by law, and also has to include genuine absence where no message has been sent to school, those who attend after the close of registration are also counted as an unauthorised absence.

**WREXHAM COUNTY BOROUGH COUNCIL  
FINANCE & PERFORMANCE DEPARTMENT**

**SCHOOL BUDGET PLAN 2016-2017**

**SCHOOL:**

Ysgol Penrhyn
---------------

**COST CENTRE:**

--

**TOTAL BUDGET  
£708397**

BUDGET HEADING	PROJECTED EXPENDITURE & INCOME
-------------------	---

EMPLOYEES:			
SICKNESS SUPPLY		15,463	
SUPPLY: PPA/WORKLOAD		3,000	
SUPPLY: VACANCY		8,000	
SUPPLY: PUPIL COURSE		1,000	
SUPPLY: APPROVED LEAVE			
SUPPLY: CLERICAL/TA		10,000	
SUPPLY: SICK NOT INSURED		1,000	
SUPPLY: MATERNITY			
SUPPLY: GRANT FUNDED			
TEACHING STAFF		430,358	
ADMINISTRATION		12,875	
SUPPORT STAFF		100,677	
PDG FUNDED STAFF		50,972	
EIG FUNDED STAFF		9,504	
MIDDAY SUPERVISION		13,436	
RING FENCED PENSION		10,381	
ADULT MEALS		2,800	
MUSIC CHARGES		395	
MEDICAL COSTS		350	
EXTERNAL ADVISOR		350	



SUB-TOTAL		670,560	
-----------	--	---------	--

**PREMISES:**

REPAIRS & MAINTENANCE		3,443	
GROUNDS MAINTENANCE		2,650	
ELECTRICITY		5,500	
GAS		4,500	
RATES		19,076	
WATER		1,750	
CARETAKING/CLEANING CONTRACT		17,079	
CARETAKING MATERIALS		1,300	
TRADE REFUSE		1,851	

SUB-TOTAL		57,149	
-----------	--	--------	--

**TRANSPORT:**

TRAVEL EXPENSES		100	
HIRED TRANSPORT		0	
MINI BUS COSTS		2,700	

SUB-TOTAL		2,800	
-----------	--	-------	--

**SUPPLIES:**

POSTAGES		170	
TELEPHONES		820	
GOVERNORS CLERK FEE		200	
TV LICENCE		146	
SWIMMING		1,132	
CAPITATION		25,000	
EIG RESOURCES		371	
PHOTOCOPYING		1,850	
DATA PROTECTION		35	
OTHER LICENCES		671	
E TEACH SUBSCRIPTION		210	
COMPUTER PURCHASE		8,500	
COMPUTER LEASELINE		2,576	
ACE INSURANCE PREMUIIM		145	

SUB-TOTAL		41,826	
-----------	--	--------	--

**AGENCY:**

EDUCATION SUPPORT SERVICES		38,397	
MUSIC SERVICE		2,865	
SEN VIRTUAL 1:1 SUPPORT		17,190	
INCLUSION SERVICE		10,614	

SUB-TOTAL		69,066	
-----------	--	--------	--

**INCOME:**

DONATIONS			
FOUNDATION INCOME		-59,534	
OTHER REIMBURSEMENT		-1,890	
SCHOOL FUND INCOME			
PUPIL DEPRIVATION GRANT		-46,500	
OTHER EIG INCOME		-9,875	
READING & NUMERACY TEST GRANT		-354	
TELEPHONE INCOME			
LETTINGS			
INTEREST ON BALANCES		-351	
OPENING BALANCE		-35,154	

SUB-TOTAL		-153,658	
-----------	--	----------	--

**CONTINGENCY:**

CONTINGENCY FUND 2016-2017		20,654	
----------------------------	--	--------	--

TOTAL		708,397	
-------	--	---------	--

This report uses data for 2016 for LA and Wales comparative information

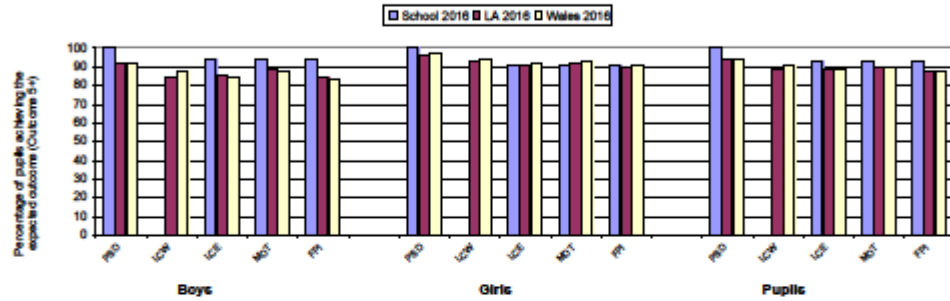
Ysgol Penrhyn New Broughton Primary  
Wrexham

LA/School no: 665/2267

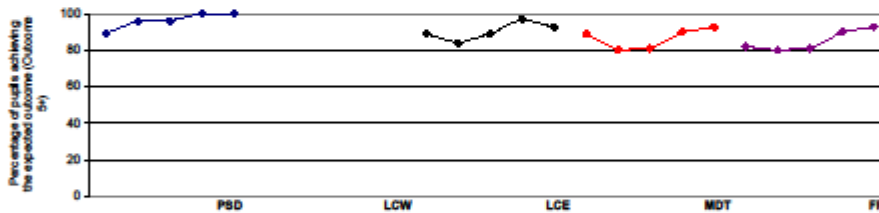
**School comparative information: Foundation Phase Outcomes 2016 with benchmarking**

Percentage of boys, girls, and pupils achieving at least the expected outcome (Outcome 5+):

	Boys			Girls			Pupils		
	School 2016	LA 2016	Wales 2016	School 2016	LA 2016	Wales 2016	School 2016	LA 2016	Wales 2016
PSD	100	92	92	100	96	97	100	94	94
LCW	0	84	87	0	93	94	0	88	91
LCE	94	85	84	91	91	92	93	88	88
MDT	94	88	87	91	92	93	93	90	90
FPI	94	84	83	91	90	91	93	87	87



**School Performance over time (2012 - 2016)**



**Contextual Information**

Benchmarked against schools with a similar percentage of pupils eligible for free school meals.

School's results shown in greyed boxes. Column headings refer to...

- Quarter 1 School is in the top 25 per cent.
- Quarter 2 School is in the top 50 per cent but not the top 25 per cent.
- Quarter 3 School is in the bottom 50 per cent but not the bottom 25 per cent.
- Quarter 4 School is in the bottom 25 per cent.

Free School Meal Group  
**More than or equal to 16 per cent and up to 24 per cent eligible for FSM**

	Quarter 4	Lower Quartile	Quarter 3	Median	Quarter 2	Upper Quartile	Quarter 1
PSD		94		98		100	100
LCW		82		89		97	
LCE		86		91	83	94	
MDT		87		92	83	96	
FPI		83		88	83	93	

The benchmarks have been calculated using a three-year average for Free School Meal data.

**Notes:**

1. - = No historical data available
2. Areas of learning: PSD = Personal and social development, well-being and cultural diversity; LCW = Language, literacy and communication skills (in Welsh); LCE = Language, literacy and communication skills (in English); MDT = Mathematical development; FPI = Foundation Phase Indicator. To achieve the FPI, a pupil must achieve at least the expected outcome (Outcome 5+) in both PSD and MDT and either LCW or LCE.
3. If there were no pupils eligible for assessment in a subject for a particular year the graph will discontinue and show a gap for that year.

This report uses data for 2016 for LA and Wales comparative information

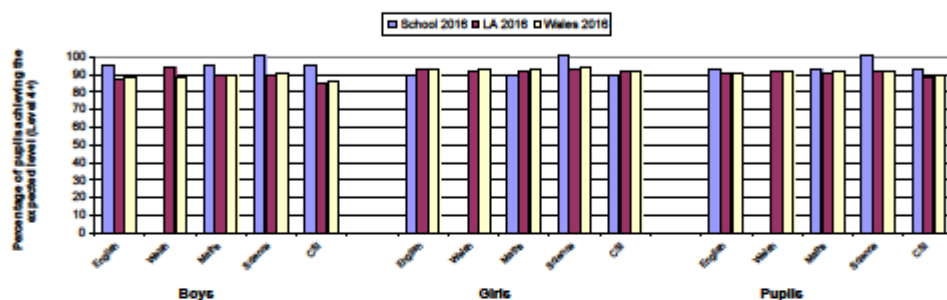
Ysgol Penrhyn New Broughton Primary  
Wrexham

LA/School no: 665/2267

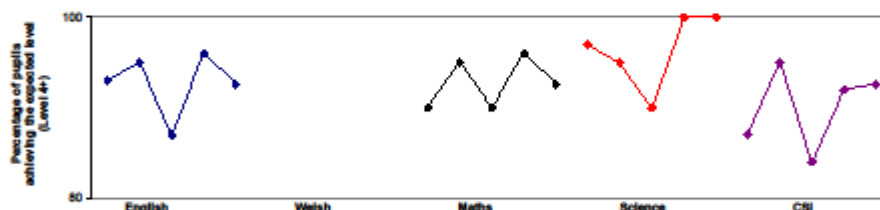
**School comparative information: National Curriculum Assessments 2016 with benchmarking**  
**Key Stage 2**

Percentage of boys, girls, and pupils achieving at least the expected level (Level 4+):

	Boys			Girls			Pupils		
	School 2016	LA 2016	Wales 2016	School 2016	LA 2016	Wales 2016	School 2016	LA 2016	Wales 2016
English	94	87	88	89	93	93	93	90	90
Welsh	0	94	88	0	91	93	0	92	91
Maths	94	89	89	89	92	93	93	90	91
Science	100	89	90	100	93	94	100	91	92
CSI	94	85	86	89	91	91	93	88	89



**School Performance over time (2012 - 2016)**



**Contextual Information**

Benchmarked against schools with a similar percentage of pupils eligible for free school meals.

School's results shown in greyed boxes. Column headings refer to...

- Quarter 1 School is in the top 25 per cent.
- Quarter 2 School is in the top 50 per cent but not the top 25 per cent.
- Quarter 3 School is in the bottom 50 per cent but not the bottom 25 per cent.
- Quarter 4 School is in the bottom 25 per cent.

Free School Meal Group

**More than or equal to 16 per cent and up to 24 per cent eligible for FSM**

	Quarter 4	Lower Quartile	Quarter 3	Median	Quarter 2	Upper Quartile	Quarter 1
English		86		92	93	96	
Welsh		79		91		97	
Maths		87	83	93		99	
Science		87		94		100	100
CSI		84		90	83	95	

The benchmarks have been calculated using a three-year average for Free School Meal data.

Notes:

1. Figures for Welsh refer to attainment in Welsh first language only.
2. CSI = Core Subject Indicator. To achieve the CSI a pupil must achieve at least the expected level 4 in both Mathematics and Science and either English or Welsh first language.
3. If there were no pupils eligible for assessment in a subject for a particular year the graph will discontinue and show a gap for that year.